



BEDS & SOFAS

handcrafting since 1990



eco-institut.de

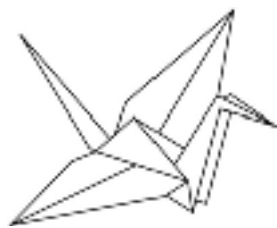
	SINGLE	K-SINGLE	DOUBLE	QUEEN	KING
STILLNESS 18 , MONO ZONE, WOOL WRAP, COTTON OR BAMBOO COVER	1640	1970	2380	2550	2925
STILLNESS 23 , MONO ZONE, WOOP WRAP, COTTON OR BAMBOO COVER	1700	2125	2675	3015	3450
PEACE 15 , 5 ZONE CORE, LAYERS, WOOL WRAP, COTTON OR BAMBOO COVER	1330	1605	2030	2150	2345
PEACE 20 , 5 ZONE CORE, LAYERS, WOOL WRAP, COTTON OR BAMBOO COVER	1580	1895	2320	2470	2780
PEACE 25 , 5 ZONE CORE, LAYERS, WOOL WRAP, COTTON OR BAMBOO COVER	1855	2305	2890	3090	3455

What are posture zones?


The posture zones in our mattresses are positioned to allow a person's body to be moulded into the mattress where support is needed. This feature gives overall body support, particularly in areas such as the hips and shoulders where support is crucial for a good night's sleep. The posture zones were created to give your lower back support whilst laying on your back and your side.



KATHLEEN KEEGEL CHILDREN'S FUND



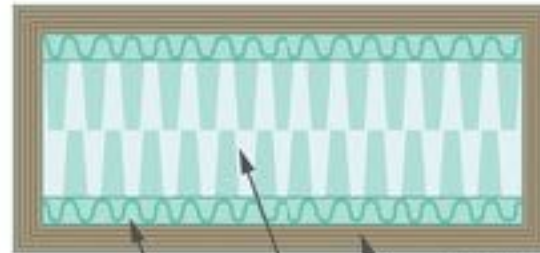
FIVE ZONE LATEX



30 MM WOOL
10 CM MED-UM 100% NATURAL LATEX
3.75 CM SOFT 100% NATURAL LATEX
3.75 CM MEDIUM 100% NATURAL LATEX

PEACE 25

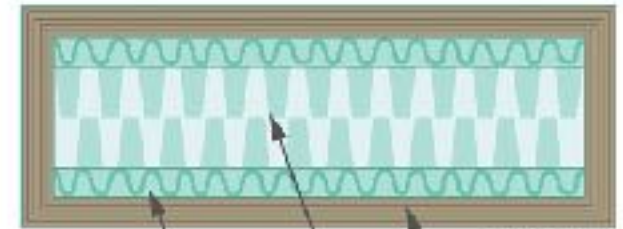
FIVE ZONE LATEX



30 MM WOOL
15 CM 100% NATURAL LATEX
30 MM CONVOLUTED 100% NATURAL LATEX

PEACE 20

FIVE ZONE LATEX



30 MM WOOL
10 CM 100% NATURAL LATEX
30 MM CONVOLUTED 100% NATURAL LATEX

PEACE 15

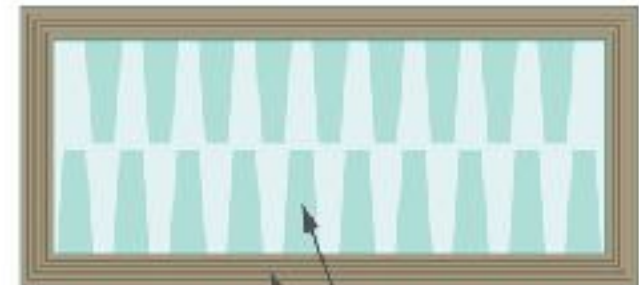
MONO ZONE LATEX



15 CM 100% NATURAL LATEX
30 MM WOOL

STILLNESS 18

MONO ZONE LATEX



20 CM 100% NATURAL LATEX
30 MM WOOL

STILLNESS 23

MAY YOU FIND YOURSELF, IN PEACE AND STILLNESS